


HORNBY SERIES

HORNBY SERIES


# HORNBY ACCESSORIES

There is a splendid range of Hornby Accessories in the Hornby Series, built in perfect proportion and beautifully finished. With these realistic Accessories the most elaborate model railway system may be constructed and operated in exactly the same manner as a real railway.

A selection of Hornby Accessories is illustrated below. Your dealer will be pleased to show you the full range.



**LOADING GAUGE**  
Price 1/9




**PLATFORM CRANE**

This is a useful accessory. The Crane revolves on its base and is fitted with a crank and ratchet mechanism for controlling the load. Price 4/-



**DOUBLE ARM SIGNAL No. 1**  
Price 3/9 per pair.  
**DOUBLE ARM SIGNAL No. 2**  
(As illustrated.)  
Price 3/- each.




**TURNTABLE No. 1**  
Price 2/6




**OIL CAN No. 1 (Ordinary Type)**  
This miniature Oil Can will give every satisfaction. Price 6d.



**TARPAULIN SHEETS**  
Strongly made. Lettered L.M.S., N.E., G.W. or S.R. The above illustration shows one of the Tarpaulin Sheets fitted to a Hornby Wagon. Price 6d.



**RAILWAY ACCESSORIES No. 8**  
Notice Boards.  
Price, per set 2/3



**GANTRY SIGNAL**  
This is a very realistic model, the signal arms of which are operated by levers at the base of the standards. Attractively finished in colours. Price 10/-



**SIGNAL No. 1**  
Price 3/- per pair.  
One "Home" and one "Distant."



**RAILWAY ACCESSORIES No. 1**  
Miniature Luggage and Truck.  
Price, per set 1/6

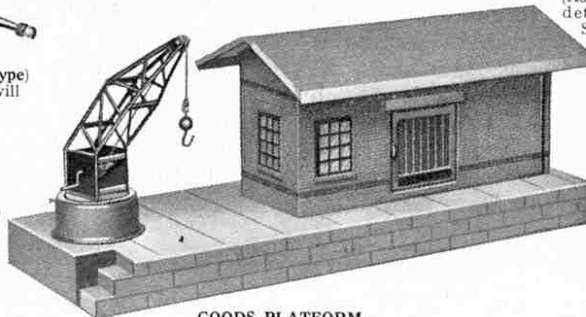


**RAILWAY ACCESSORIES No. 3**  
Platform Machines, etc.  
Price, per set 1/6



**RAILWAY ACCESSORIES No. 2**  
Milk Cans and Truck.  
Price, per set 1/6


**RAILWAY ACCESSORIES No. 4.** This set comprises all the pieces that are contained in Railway Accessories Nos. 1, 2 and 3 ... .. Price 3/9



**GOODS PLATFORM**  
Length 16 1/2 ins. Height 6 1/2 ins. Width 6 ins. The crane at the end of the platform revolves on its base. It is enamelled in colours and is fitted with a crank and ratchet mechanism for controlling the load ... .. Price 10/6



**VIADUCT.** Price 7/- Centre Section only. Price 4/6  
**ELECTRICAL VIADUCT.** Price 8/-  
Centre Section for Electrical Viaduct. Price 5/-




**RAILWAY ACCESSORIES No. 5**  
Gradient Posts and Mile Posts. Price 2/-



**RAILWAY ACCESSORIES No. 7**  
Watchman's Hut, Brazier, Shovel and Poker ... Price 1/6




**RAILWAY STATION No. 2.** Excellent model, beautifully designed and finished. Constructed in three sections, which are detachable. Dimensions: Length 2 ft. 9 ins., breadth 6 ins., height 7 ins. ... .. Price 10/-



**LEVEL CROSSING No. 1**  
This model is realistic in appearance and beautifully enamelled in colours. It is suitable for a single track only and has gauge 0 rails in position. Price 3/6



**SIGNAL No. 2**  
Price 2/6 each.  
"Home" or "Distant."



**BUFFER STOPS No. 2**  
(HYDRAULIC)  
Price 5/-



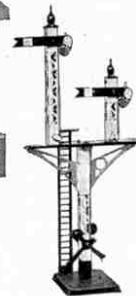
**TELEGRAPH POLES**  
Price, per pair 3/6



**FOOTBRIDGE No. 1**  
(Without signals) ... Price 3/6  
**FOOTBRIDGE No. 2**  
(As illustrated), complete with detachable signals Price 6/-  
Signals only, per pair 2/9




**LAMP STANDARD No. 2**  
(DOUBLE)  
Electric flash-lamp bulbs may be fitted into the globes. Price 4/-



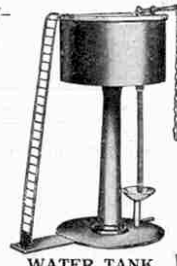
**JUNCTION SIGNAL**  
"Home" or "Distant" or Signal arms operated by levers at base. Very realistic model, standing 14 ins. in height. Price 5/6



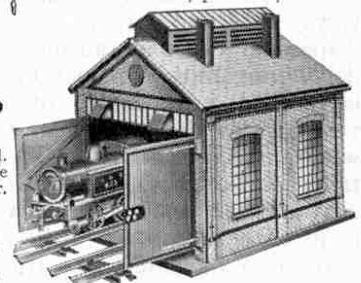
**SIGNAL CABIN No. 1**  
Dimensions: Height 6 ins. Width 4 1/2 ins. Length 6 ins. Finished in colours ... Price 2/9



**RAILWAY ACCESSORIES No. 9**  
Station Name Boards.  
Price, per set 2/6



**WATER TANK**  
Brightly coloured. Fitted with flexible tube and valve lever. Price 6/6



**ENGINE SHED No. 1**  
This Shed is beautifully finished in realistic colours. It will accommodate Locomotives and Tenders of the M series, No. 0 and No. 1 types ... Price 11/-

HORNBY SERIES

GAUGE 0

# HORNBY ROLLING STOCK



**PETROL TANK WAGON "PRATTS"**  
Finished in green.  
Price 2/6



**MOTOR SPIRIT TANK WAGON "B.P."**  
Finished in yellow.  
Price 2/6

Hornby Rolling Stock includes almost every type in use on the big railways, and a selection of the splendid range available is illustrated on this page. The various items are modelled on realistic lines and are beautifully enamelled, mostly in the correct colours of the L.N.E., L.M.S., G.W. or Southern Railways.

Ask your dealer to show you the full range of Hornby Rolling Stock.




**PETROL TANK WAGON "SHELL"**  
Finished in red.  
Price 2/6




**PETROL TANK WAGON "REDLINE"**  
Finished in blue and red.  
Price 2/6




**BRAKE VAN (French Type)**  
Lettered "Nord." Beautifully finished in colours. Opening doors. Price 4/-



**\*HORNBY No. 1 PASSENGER COACH**  
Realistic in design and fitted each side with opening doors. Price 2/6



**\*BREAKDOWN VAN AND CRANE**  
Beautifully coloured in brown and blue, with opening doors. Suitable for 2-ft. radius rails only. Price 6/3



**\*GUARD'S VAN**  
Realistic design, fitted each side with opening doors. Price 2/6



**WAGON (French Type)**  
Lettered "Nord." Highly finished in colours. Price 3/3



**BITUMEN TANK WAGON "COLAS"**  
Finished in blue.  
Price 5/-



**ROTARY TIPPING WAGON**  
Finished in orange. Price 3/-



**RIVIERA "BLUE" TRAIN COACH**  
"Dining" or "Sleeping." This is a beautiful model, substantially built and well finished. Suitable for 2-ft. radius rails only. Price 12/6




**\*GAS CYLINDER WAGON**  
Finished in red, lettered gold. Price 2/6



**MILK TANK WAGON "UNITED DAIRIES"**  
A very realistic model, finished in blue and white. Price 5/6




**SIDE TIPPING WAGON**  
Excellent design and finish. Lettered "Robert Hudson Ltd." or "Sir Robert McAlpine and Sons." Price 2/6



**SINGLE WINE WAGON**  
An interesting model of the single-barrel type of wine wagon used in France. Finished in red and green. Price 3/9



**HORNBY PULLMAN COACH COMPOSITE**  
Nos. 2-3  
As supplied with Nos. 2 and 3 Pullman Train Sets. One part is designed for passenger accommodation and the other for conveyance of luggage. Suitable for 2-ft. radius rails only. Price 11/6



**COVERED WAGON (French Type)**  
This new wagon is fitted with frame and sheet. French type, lettered "Nord." Price 2/6



**\*CEMENT WAGON**  
Finished in red. Price 3/-



**\*TIMBER WAGON No. 1**  
Beautifully enamelled in green and red. Price 1/9



**\*SNOW PLOUGH**  
With revolving plough driven from front axle. Price 5/6



**HORNBY PULLMAN COACH Nos. 2-3**  
As supplied with Nos. 2 and 3 Pullman Train Sets. This splendid coach is perfect in detail and finish. Suitable for 2-ft. radius rails only. Price 11/6




**\*REFRIGERATOR VAN**  
Beautifully enamelled. Fitted with opening doors. Price 3/9




**\*LUGGAGE VAN No. 1**  
With opening doors. Price 3/6



**\*GUNPOWDER VAN**  
Fitted in red, with opening doors. Price 3/9



**\*LUMBER WAGON No. 1**  
Fitted with bolsters and stanchions for log transport. Price 2/-



**\*TROLLEY WAGON**  
Finished in brown and blue. Suitable for 2-ft. radius rails only. Price 5/6



**\*CRANE TRUCK**  
Finished in brown and blue. Price 3/6



**\*HOPPER WAGON**  
Mechanically unloaded. Finished in green. Price 4/-



**\*MILK TRAFFIC VAN**  
Fitted with sliding door, complete with milk cans. Price 3/6



**DOUBLE WINE WAGON**  
An attractive model, artistically enamelled in red and green. Price 3/9



**\*TIMBER WAGON No. 2**  
Beautifully enamelled in green and red. Suitable for 2-ft. radius rails only. Price 3/6



**BRAKE VAN**  
Finished in brown, with opening doors. Obtainable in N.E. or S.R. lettering. Price 3/6



**BRAKE VAN**  
Finished in Grey, with opening doors. Obtainable with L.M.S. or G.W. lettering. Price 3/6



**JACOB'S BISCUIT VAN**  
Finished in crimson lake, with opening doors. Price 3/6



**CARR'S BISCUIT VAN**  
Finished in blue, with opening doors. Price 3/6



**\*LUMBER WAGON No. 2**  
Fitted with bolsters and stanchions for log transport. Suitable for 2-ft. radius rails only. Price 4/-



**CRAWFORD'S BISCUIT VAN**  
Finished in red, with opening doors. Price 3/6



**SECCOTINE VAN**  
Beautifully finished in blue, with opening doors. Price 3/6

Manufactured by MECCANO LIMITED, BINNS ROAD, OLD SWAN, LIVERPOOL

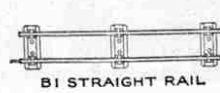
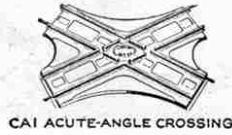
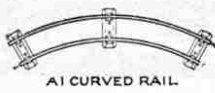
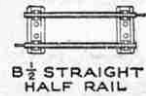
# Rails, Points and Crossings

## Hornby Series

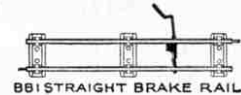

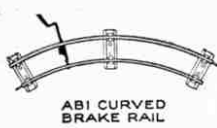
Gauge 0, 1 1/4"

### Alternate Pegs

**HORNBY** Rails, Points and Crossings are built for hard wear and smooth running. They are made of the finest materials and hold together rigidly and strongly, for real workmanship is put into them. Note the great superiority, both in quality and appearance, of the Hornby Rails.



### Rails for Clockwork and Steam Trains

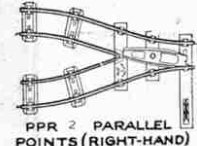
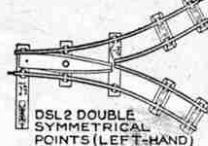
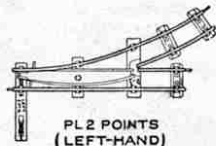
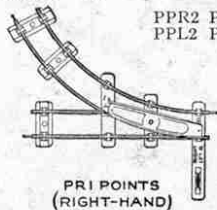
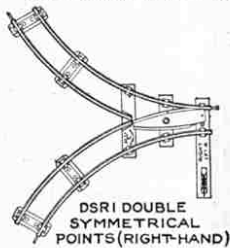


#### CURVED RAILS

A1	Curved rails (1-ft. radius)	...	doz.	4/6
A1 1/2	Curved half rails	"	"	3/6
A1 1/4	Curved quarter rails	"	"	3/-
AB1	Curved brake rails	"	each	6d.
A2	Curved rails (2-ft. radius)	...	doz.	4/6
A2 1/2	Curved half rails	"	"	3/6
A2 1/4	Curved quarter rails	"	"	3/-
AB2	Curved brake rails	"	each	6d.
DC2	Curved rails, double track, 2-ft. radius	...	1/2 doz.	5/-

#### RAIL CONNECTING PLATES

RCP	Rail connecting plates	...	1/2 doz.	4d.
-----	------------------------	-----	----------	-----



#### CROSSINGS

CA1	Acute-angle crossings (for 1-ft. radius tracks)	...	each	1/6
CA2	Acute-angle crossings (for 2-ft. radius tracks)	...	"	1/6
CR1	Right-angle crossings (for 1-ft. radius tracks)	...	"	1/6
CR2	Right-angle crossings (for 2-ft. radius tracks)	...	"	1/6

#### POINTS

For 1-ft. radius curves				
PR1	Points, right-hand	...	pair	4/-
PL1	Points, left-hand	...	"	4/-
For 2-ft. radius curves				
PR2	Points, right-hand	...	pair	4/-
PL2	Points, left-hand	...	"	4/-
PSR2	Points, on solid base, with ground disc and lamp, right-hand	...	pair	7/6
PSL2	Do., do., left-hand	...	"	7/6

#### DOUBLE SYMMETRICAL POINTS

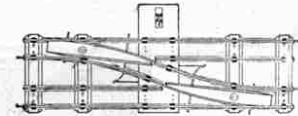
For 1-ft. radius curves				
DSR1	Double symmetrical points, right	...	pair	5/-
DSL1	Do., do., left	...	"	5/-
For 2-ft. radius curves				
DSR2	Double symmetrical points, right	...	pair	5/-
DSL2	Do., do., left	...	"	5/-

#### PARALLEL POINTS

For 2-ft. radius curves				
PPR2	Parallel points, right	...	pair	5/-
PPL2	Parallel points, left	...	"	5/-

#### STRAIGHT RAILS

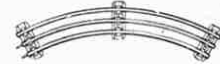
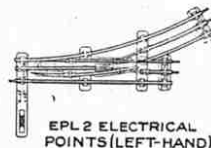


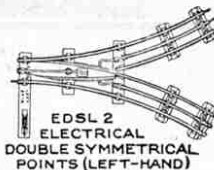
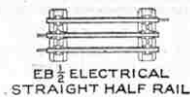
B1	Straight rails	...	doz.	4/-
B 1/2	Straight half rails	...	"	3/-
B 1/4	Straight quarter rails	...	"	2/6
BB1	Straight brake rails	...	each	5d.
BBR	Straight brake and reverse rails	...	"	1/6
DS1	Straight rails, double track	...	1/2 doz.	4/6



#### CROSSOVERS



COR2	Crossovers, right hand	...	per pair	12/-
COL2	Crossovers, left hand	...	"	12/-

### Rails for Electric Trains, Gauge 0, 1 1/4"



#### STRAIGHT RAILS

EB1	Straight rails	...	doz.	7/-
EB 1/2	Straight half rails	...	"	4/6
EB 1/4	Straight quarter rails	...	"	4/-
EDS1	Straight rail, double track	...	1/2 doz.	8/6



#### POINTS

For 2-ft. radius curves				
EPR2	Points, right-hand	...	pair	10/-
EPL2	Points, left-hand	...	"	10/-

#### DOUBLE SYMMETRICAL POINTS

For 2-ft. radius curves				
EDSR2	Double symmetrical points, right	...	pair	12/-
EDSL2	Do., do., left	...	"	12/-

#### PARALLEL POINTS

EPR2	Parallel points, right	...	pair	12/-
EPPL2	Parallel points, left	...	"	12/-

#### CURVED RAILS

EA1	Curved rails (1-ft. radius)	...	doz.	8/-
EA 1/2	Curved half rails	...	"	5/-
EA 1/4	Curved quarter rails	...	"	4/6
EDC2	Curved rails, double track	...	1/2 doz.	9/-
EA2	Curved rails (2-ft. radius)	...	doz.	8/-
EA 1/2	Curved half rails	...	"	5/-
EA 1/4	Curved quarter rails	...	"	4/6

#### CROSSINGS

ECA	Acute-angle crossings	...	each	4/-
ECR	Right-angle crossings	...	"	4/-

Electrical Points, Double Symmetrical Points, Parallel Points and Crossings for 1-ft. radius curves are not supplied.

TCPL	Terminal Connecting Plates (low voltage)	...	each	1/6
------	--	-----	------	-----

Manufactured by MECCANO LIMITED, OLD SWAN, LIVERPOOL