

# Discoveries in Meccanoland


By R. C. Manning

*This is the concluding instalment of the article, commenced last month, in which our contributor has depicted some of the more humorous aspects of Meccano model-building. We have built all the models illustrated, and they all work in a very realistic manner. They all provide great fun, and our young readers will be interested to know they may all be made with a No. 1 Outfit.—EDITOR.*

AS I wandered further with King Meccano I became more and more fascinated with the wonders he showed me, and I actually began to feel regret that I should have to return to the great outside world again. I was comforted to remember, however, that I now owned a Meccano Outfit and that I could quite easily become a regular "inhabitant" of Meccanoland. I began to think of all the fine things I should be able to show Jack, and it seemed to me that he certainly would have to "give me best" this time.

Filled with these exciting thoughts, I began walking quicker and quicker, a fact that I only realised when I found that I had left my royal guide some distance behind, where he was panting and gasping while his bodyguard plied their screwdrivers, for in his hurry he had worked all his joints dangerously loose!


"Hi! there! not so fast," he cried, as soon as he had regained his breath. "I want to introduce you to my friend Professor A. Flat Trunnion," His Majesty



"He looked at me in sheer astonishment. 'Liked going to school, did you say?'"

be sure his pupils find it really fascinating."

Having left the Professor on the broad steel steps of the Sprocket Institute, we strolled down the beautifully laid-out Architrave Drive. We had not walked very far before His Majesty drew my attention to an acrobat going through some extraordinary "stunts" on a see-saw, much to the amusement of a crowd of admirers. Here I also saw two




Acrobat and See-Saw

continued when he caught me up. "He is in charge of our Meccano Schools."

The Professor bowed a swift acknowledgment to me and as I returned his greeting I had a horrible fear that this highly-placed personage of the scholastic world might begin to question me, on general knowledge or logarithms or something equally boring. However, to my surprise he began merrily chatting away on the most interesting subjects. Indeed, he seemed such an amiable gentleman that I plucked up sufficient courage to ask him if his scholars liked going to school. He looked at me in sheer astonishment. "Liked going to school, did you say?" he exclaimed, "Why, they like it so well that I sometimes have a job to get them to take any holidays!"


"Of course," interrupted the King, "the reason for that is that the Professor demonstrates all his lectures with Meccano. In fact, he can work out the principles of the most abstruse and complicated movements in this way, and you may



"... Captain Bush-Wheeler became quite excited and waved his arms about."

Meccanicians rocking to and fro at the end of what appeared to be another see-saw, while between them two huge discs—not unlike cart-wheels—whirled round and round with tremendous speed.

[ACROBAT AND SEE-SAW. In this model the beam, composed of three 12½" Strips, rocks about an Axle Rod passed through the four 5½" Strips forming the legs of the model. Two 5½" Strips are bolted to the Flanged Plate in the base of the model, and meet to form a bearing for a short Axle gripped by the Bush Wheel, which represents the body of the Acrobat. The bearing is reinforced by a ½" Reversed Angle Bracket, and the short Axle carries a 1" Pulley Wheel which is connected by cord to the Crank Handle. A Flat Trunnion is bolted to the centre of one of the side strips of the rocking-beam and is connected by thin pieces of elastic to each end of the 5½" Flanged Plate. By using a few additional parts little figures can be fitted to each end of the see-saw.



The Spinning Buttons

Another method of operating this model is obtained by connecting the pieces of elastic to the Sector Plates shown; a slight touch upon either of the latter then being sufficient to send one side of the beam up or down.

THE SPINNING BUTTONS. The Sector Plates, to which the Meccanicians are bolted, are pivoted to the base as shown in the photograph. It is evident that what are described as "cart-wheels" in Meccanoland might in real life be merely good-sized buttons mounted on strong thread, for that is what they are! Now start the model as follows:—Twist the threads a little with your fingers, pull the Meccanicians outwards, then release them sharply. As soon as the buttons are spinning, a slight downward touch on the feet of each figure is sufficient to keep them going.]

A little further along my companion once more drew me aside to point out a daring motor-cyclist, who was revolving round a miniature racing-track at an